

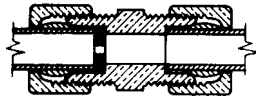
AUXILIARY FITTINGS

BLEEDPORTS

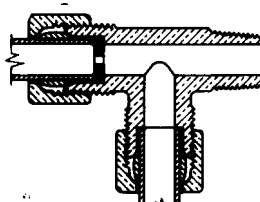
For steam, air and gas service, a 3/32" bleedport orifice is used for main valve sizes up to 8". For 10" and 12" main valve sizes, a 1/8" bleedport orifice is used. If the initial pressure or pressure drop is less than 15 psig, the orifice is reduced to 1/16". For liquids: fuel oil utilizes a 3/32" bleedport and all other fluids utilize a 1/16" bleedport regardless of pressure conditions. For main valve sizes up to 8" on long pressure drops, the orifice is sometimes increased to 1/8" to eliminate hunting or to make the valve close faster and open slower.



4A BLEEDPORT



1A UNION BLEEDPORT



8A BLEEDPORT TEE

RESTRICTIONS

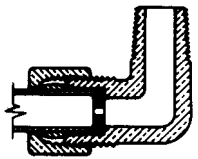
Spare restriction fittings can be supplied blank and drilled for a particular main valve according to the table. If the initial pressure or pressure drop is less than 15 psi, an open fitting is used. All back pressure valves employ an open fitting. For liquid services (except back pressure) the restriction orifice is 1/16" for all sizes of main valves.

E MAIN VALVE RESTRICTION ORIFICES*

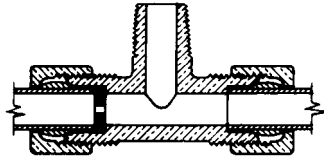
MAIN VALVE SIZE	ORIFICE DRILL SIZE	DECIMAL EQUIVALENT
3/8	60	.0400
1/2	60	.0400
3/4	60	.0400
1	60	.0400
1 1/4	58	.0420
1 1/2	58	.0420
2	56	.0465
2 1/2	56	.0465
3	53	.0595
4	51	.0670
5	47	.0785
6	45	.0820
8	42	.0935
10	17	.1730
12	7	.2010

* Steam, Air & Gas.

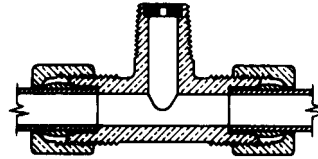
If the initial pressure or pressure drop is less than 15 psi, a No. 5A elbow with orifice removed is used



5A RESTRICTION ELBOW

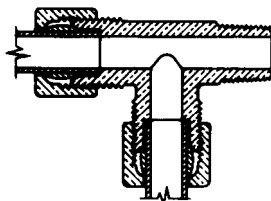


7A SAFETY PILOT RESTRICTION TEE

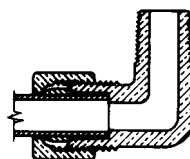


7C ANTI-FREEZE RESTRICTION TEE

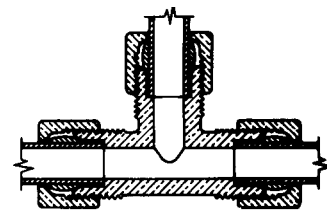
OPEN FITTINGS



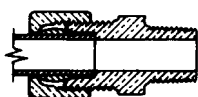
8B TEE



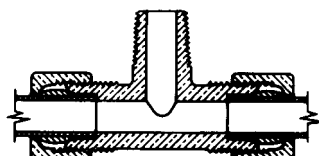
5B ELBOW



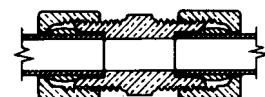
9B TUBING TEE



4B COUPLING



7B TEE



1B UNION

This document was created with Win2PDF available at <http://www.win2pdf.com>.
The unregistered version of Win2PDF is for evaluation or non-commercial use only.
This page will not be added after purchasing Win2PDF.