



815 Chestnut Street, North Andover, MA 01845-609 USA
Tel: (508) 688-1811 Fax: (508) 794-1848

Submittal:

Series G/MGH

Job Name _____ Contractor _____
 Job Location _____ Approval _____
 Engineer _____ Contractor's P.O. No. _____
 Approval _____ Representative _____

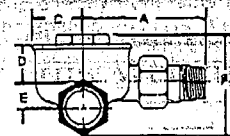
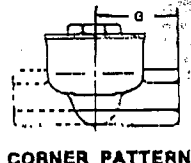
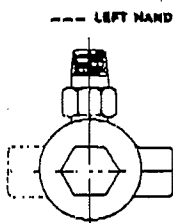
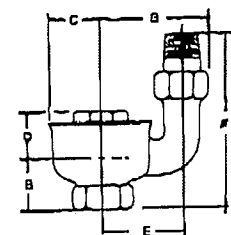
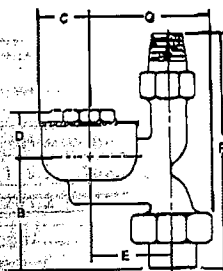
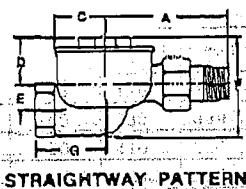
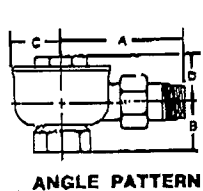
Series G, GH and MGH Thermostatic Traps

Maximum Trap Capacities

Trap Number	Tapping (NPT)	Pressure Differential (PSI) Latent Heat Value	1/4	1/2	1	1-1/2	2	5	10	15	25	50	65
			1G	1/2	Sq. Ft. EDR *	85	120	165	200	235	370	530	640
3GH	3/4	Sq. Ft. EDR *	165	230	330	400	465	730	1050	1300	1700	—	—
5MGH	1	Sq. Ft. EDR *	290	410	580	700	810	1280	1840	2300	2880	—	—
1MG	1/2	Lbs. Cond./Hr.	21.0	29.7	40.9	48.6	58.4	92.4	133.6	162.5	212.0	308.2	357.3
3MGH	3/4	Lbs. Cond./Hr.	40.8	56.9	81.8	99.3	115.5	182.3	264.7	330.2	436.8	618.4	858.7
5MGH	1	Lbs. Cond./Hr.	71.8	101.5	143.8	173.7	201.2	319.7	436.9	584.0	688.7	789.5	820.0

*Based on 240 BTU per sq. ft. per hour. Ratings are in accordance with the recommended standards adopted by the Steam Heating Equipment Manufacturers Association. Select trap directly from table for the lowest differential that may exist in the system. Traps may be applied directly and no safety factory need be applied.

Patterns, Weights and Dimensions



VERTICAL PATTERN DOUBLE UNION

VERTICAL PATTERN SINGLE UNION

TRAP NUMBER	PATTERNS	TAPPING (NPT)		WT.	DIMENSIONS — (Inches)							WEIGHT — (Pounds)	
		INLET	OUTLET		A		B	C	D	E	F	G	
					Male	Tailpiece							
1G-1MG	Angle-Cor.St.	1/2	1/2	1.2	2-7/8	1-1/8	1-3/16	1-3/8	9/16	2-5/8	1-5/8		
1VG	Vert. S. U.	1/2	1/2	1.4	—	1-1/8	1-3/16	1-3/8	1-7/8	4	2-5/8		
1VGDU	Vert. D. U.	1/2	1/2	1.7	—	2-9/16	1-3/16	1-3/8	1-7/8	5-3/8	2-3/4		
3GH-3MGH	Angle	3/4	3/4	1.5	3-1/8	1-3/8	1-3/16	1-5/8	—	—	—		
3GH-3MGH	Straight	3/4	3/4	1.5	3-1/8	—	1-3/16	1-9/16	3/8	2-3/4	1-7/8		
5MGH	Angle	1	1	2.5	3-5/8	1-1/2	1-1/2	1-11/16	—	—	—		

Materials of construction:

Body - Cast Brass

Valve - Stainless Steel

Thermal Element - Phosphor Bronze

Removable Seat - Stainless Steel